





HL 900

WHITE
BLACK







- Operation Voltage: 220-240V / 50-60Hz
 - Max 60W
- 
- 
- 
- 

HL 901

WHITE
BLACK







- Operation Voltage: 220-240V / 50-60Hz
 - Max 60W
- 
- 
- 
- 

HL 902

WHITE
BLACK



- Operation Voltage: 220-240V / 50-60Hz
 - Max 60W
- 
- 
- 
- 

HL 903

WHITE
BLACK
GREY







- Operation Voltage: 220-240V / 50-60Hz
 - Max 60W
- 
- 
- 
- 

HL 904

WHITE
BLACK







- Operation Voltage: 220-240V / 50-60Hz
 - Max 60W
- 
- 
- 
- 

HL 905

WHITE
BLACK







- Operation Voltage: 220-240V / 50-60Hz
 - Max 60W
- 
- 
- 
- 

HL 906

WHITE
BLACK



- Operation Voltage: 220-240V / 50-60Hz
 - Max 60W
- 
- 
- 
- 

HL 907

WHITE
BLACK







- Operation Voltage: 220-240V / 50-60Hz
 - Max 60W
- 
- 
- 
- 

HL 908

WHITE
BLACK







- Operation Voltage: 220-240V / 50-60Hz
 - Max 40W
- 
- 
- 
- 

HL 909

WHITE
BLACK







- Operation Voltage: 220-240V / 50-60Hz
 - Max 60W
- 
- 
- 
- 

HL 910

WHITE
BLACK







- Operation Voltage: 220-240V / 50-60Hz
 - Max 60W
- 
- 
- 
- 

HL 911

WHITE
BLACK







- Operation Voltage: 220-240V / 50-60Hz
 - Max 60W
- 
- 
- 
- 

HL 920

WHITE
BLACK





- Operation Voltage: 220-240V / 50-60Hz
 - Max 100W
- 
- 
- 
- 

HL 921

WHITE
BLACK







- Operation Voltage: 220-240V / 50-60Hz
 - Max 100W
- 
- 
- 
- 

HL 922

WHITE
BLACK







- Operation Voltage: 220-240V / 50-60Hz
 - Max 100W
- 
- 
- 
- 

HL 923

WHITE
BLACK



- Operation Voltage: 220-240V / 50-60Hz
 - Max 100W
- 
- 
- 
- 

HL 924

WHITE
BLACK



- Operation Voltage: 220-240V / 50-60Hz
 - Max 100W
- ⊕ F IP 54 E27

HL 925

WHITE
BLACK



- Operation Voltage: 220-240V / 50-60Hz
 - Max 100W
- ⊕ F IP 54 E27

HL 926

WHITE
BLACK



- Operation Voltage: 220-240V / 50-60Hz
 - Max 100W
- ⊕ F IP 54 E27

HL 927

WHITE
BLACK



- Operation Voltage: 220-240V / 50-60Hz
 - Max 100W
- ⊕ F IP 54 E27

HL 928

WHITE
BLACK



- Operation Voltage: 220-240V / 50-60Hz
 - Max 60W
- ⊕ F IP 54 E27

HL 930

WHITE
BLACK
MAT GREY



- Operation Voltage: 220-240V / 50-60Hz
 - Max 60W
- ⊕ F IP 54 E27



- ⊕ F IP 54 E27

Street Lamps

HL 190



- Operation Voltage: 220-240V / 50-60Hz
 - Max 60W
 - Max 20W (For ESL)
- F IP 65 E27 E27



HL 191



- Operation Voltage: 220-240V / 50-60Hz
 - Max 125W
- ⊕ F IP 65 E27



HL 192



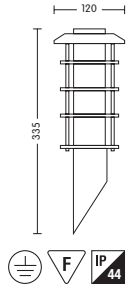
- Operation Voltage: 220-240V / 50-60Hz
 - Max 250W
- ⊕ F IP 65 E40



HL 200



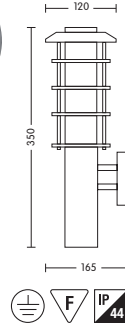
- Operation Voltage: 220-240V / 50-60Hz
- Stainless Steel Body
- Diffuser: PC
- Max 60W
- Max 11W (ESL)



HL 201



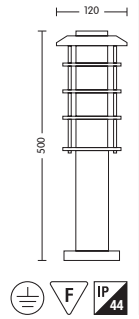
- Operation Voltage: 220-240V / 50-60Hz
- Stainless Steel Body
- Diffuser: PC
- Max 60W
- Max 11W (ESL)



HL 202



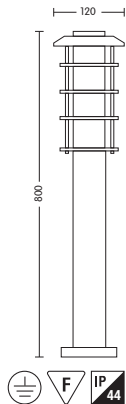
- Operation Voltage: 220-240V / 50-60Hz
- Stainless Steel Body
- Diffuser: PC
- Max 60W
- Max 11W (ESL)



HL 203



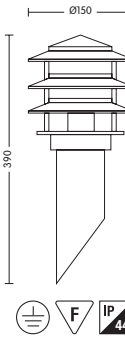
- Operation Voltage: 220-240V / 50-60Hz
- Stainless Steel Body
- Diffuser: PC
- Max 60W
- Max 11W (ESL)



HL 205



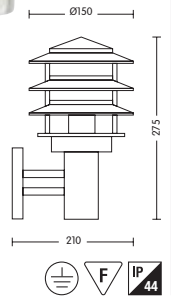
- Operation Voltage: 220-240V / 50-60Hz
- Stainless Steel Body
- Diffuser: PC
- Max 60W



HL 206



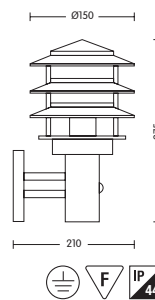
- Operation Voltage: 220-240V / 50-60Hz
- Stainless Steel Body
- Diffuser: PC
- Max 60W



HL 207



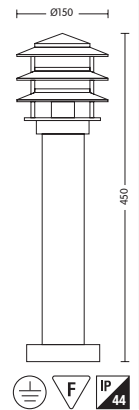
- Operation Voltage: 220-240V / 50-60Hz
- Stainless Steel Body
- Diffuser: PC
- Max 60W



HL 208



- Operation Voltage: 220-240V / 50-60Hz
- Stainless Steel Body
- Diffuser: PC
- Max 60W



HL 209



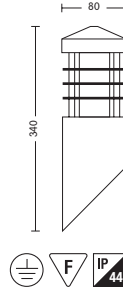
- Operation Voltage: 220-240V / 50-60Hz
- Stainless Steel Body
- Diffuser: PC
- Max 60W



HL 211



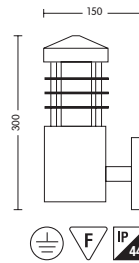
- Operation Voltage: 220-240V / 50-60Hz
- Stainless Steel + Aluminium Body
- Diffuser: PC
- Max 11W



HL 212



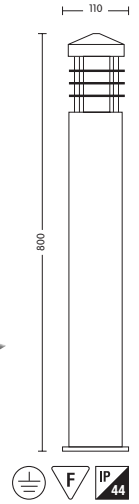
- Operation Voltage: 220-240V / 50-60Hz
- Stainless Steel + Aluminium Body
- Diffuser: PC
- Max 11W



HL 213



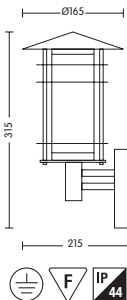
- Operation Voltage: 220-240V / 50-60Hz
- Stainless Steel + Aluminium Body
- Diffuser: PC
- Max 11W



HL 215



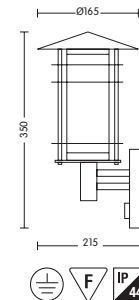
- Operation Voltage: 220-240V / 50-60Hz
- Stainless Steel Body
- Diffuser: Glass
- Max 60W
- Max 11W (ESL)



HL 216



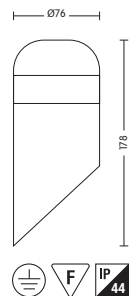
- Operation Voltage: 220-240V / 50-60Hz
- Stainless Steel Body
- Diffuser: Glass
- Max 60W



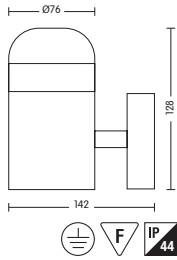
HL 220L



- Operation Voltage: 220-240V / 50-60Hz
- Stainless Steel Body
- Diffuser: PC
- Included Bulb
- Per Granule Max. 0.12W



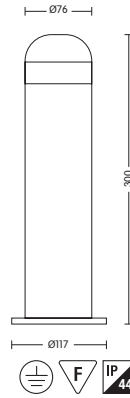
HL 221L



- Operation Voltage: 220-240V / 50-60Hz
- Stainless Steel Body
- Diffuser: PC
- Included Bulb
- Per Granule Max. 0.12W



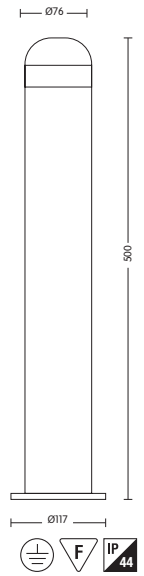
HL 222L



- Operation Voltage: 220-240V / 50-60Hz
- Stainless Steel Body
- Diffuser: PC
- Included Bulb
- Per Granule Max. 0.12W



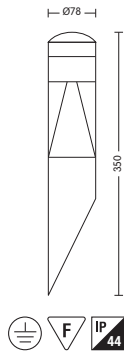
HL 223L



- Operation Voltage: 220-240V / 50-60Hz
- Stainless Steel Body
- Diffuser: PC
- Included Bulb
- Per Granule Max. 0.12W



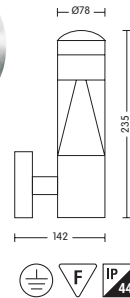
HL 225L



- Operation Voltage: 220-240V / 50-60Hz
- Stainless Steel Body
- Diffuser: Clear PC
- Included Bulb
- Per Granule Max. 0.12W



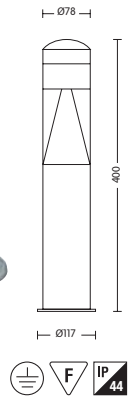
HL 226L



- Operation Voltage: 220-240V / 50-60Hz
- Stainless Steel Body
- Diffuser: Clear PC
- Included Bulb
- Per Granule Max. 0.12W



HL 227L



- Operation Voltage: 220-240V / 50-60Hz
- Stainless Steel Body
- Diffuser: Clear PC
- Included Bulb
- Per Granule Max. 0.12W



HL 228L



- Operation Voltage: 220-240V / 50-60Hz
- Stainless Steel Body
- Diffuser: Clear PC
- Included Bulb
- Per Granule Max. 0.12W



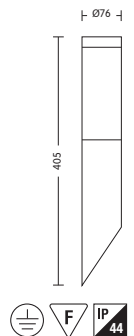
HL 230



- Operation Voltage: 220-240V / 50-60Hz
- Stainless Steel Body
- Diffuser: PC
- Max 60W



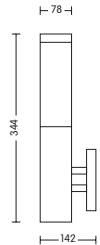
HL 231



- Operation Voltage: 220-240V / 50-60Hz
- Stainless Steel Body
- Diffuser: PC
- Max 60W




HL 232



- Operation Voltage: 220-240V / 50-60Hz
- Stainless Steel Body
- Diffuser: PC
- Max 60W



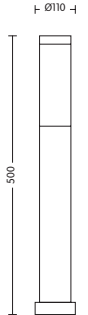
HL 233



- Operation Voltage: 220-240V / 50-60Hz
- Stainless Steel Body
- Diffuser: PC
- Max 60W



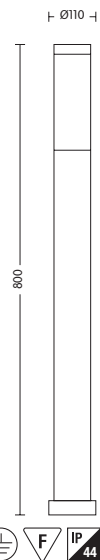
HL 234



- Operation Voltage: 220-240V / 50-60Hz
- Stainless Steel Body
- Diffuser: PC
- Max 60W



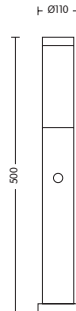
HL 235



- Operation Voltage: 220-240V / 50-60Hz
- Stainless Steel Body
- Diffuser: PC
- Max 60W




HL 236



- Operation Voltage: 220-240V / 50-60Hz
- Stainless Steel Body
- Diffuser: PC
- Max 60W



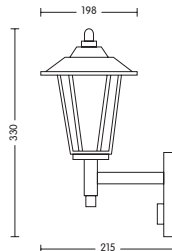
HL 240



- Operation Voltage: 220-240V / 50-60Hz
- Stainless Steel Body
- Diffuser: Glass
- Max 60W



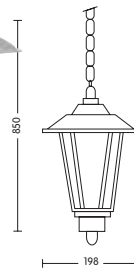
HL 241



- Operation Voltage: 220-240V / 50-60Hz
- Stainless Steel Body
- Diffuser: Glass
- Max 60W



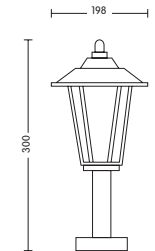
HL 242



- Operation Voltage: 220-240V / 50-60Hz
- Stainless Steel Body
- Diffuser: Glass
- Max 60W



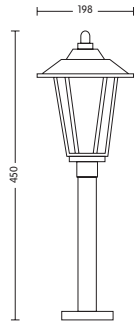
HL 243



- Operation Voltage: 220-240V / 50-60Hz
- Stainless Steel Body
- Diffuser: Glass
- Max 60W



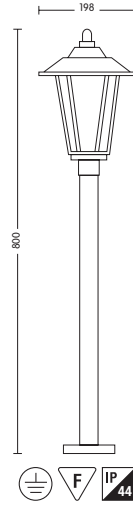
HL 244



- Operation Voltage: 220-240V / 50-60Hz
- Stainless Steel Body
- Diffuser: Glass
- Max 60W



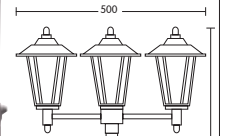
HL 245



- Operation Voltage: 220-240V / 50-60Hz
- Stainless Steel Body
- Diffuser: Glass
- Max 60W

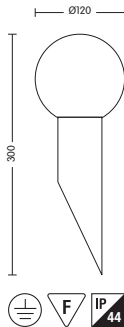


HL 245P



NEW

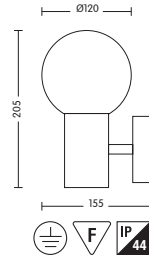
HL 250



- Operation Voltage: 220-240V / 50-60Hz
- Stainless Steel Body
- Diffuser: PC
- Max 11W



HL 251



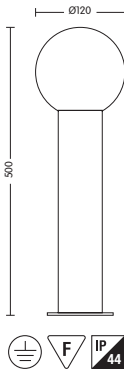
- Operation Voltage: 220-240V / 50-60Hz
- Stainless Steel Body
- Diffuser: PC
- Max 11W



- Operation Voltage: 220-240V / 50-60Hz
- Stainless Steel Body
- Diffuser: Glass
- Max 3x60W



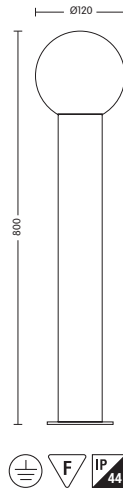
HL 252



- Operation Voltage: 220-240V / 50-60Hz
- Stainless Steel Body
- Diffuser: PC
- Max 11W



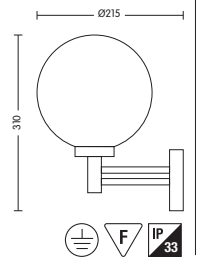
HL 253



- Operation Voltage: 220-240V / 50-60Hz
- Stainless Steel Body
- Diffuser: PC
- Max 11W




HL 255



- Operation Voltage: 220-240V / 50-60Hz
- Stainless Steel Body
- Diffuser: Glass
- Max 60W
- Max 11W (ESL)



HL 256



- Operation Voltage: 220-240V / 50-60Hz
- Stainless Steel Body
- Diffuser: Glass
- Max 60W




HL 257



- Operation Voltage: 220-240V / 50-60Hz
- Stainless Steel Body
- Diffuser: Glass
- Max 60W
- Max 11W (ESL)



HL 258

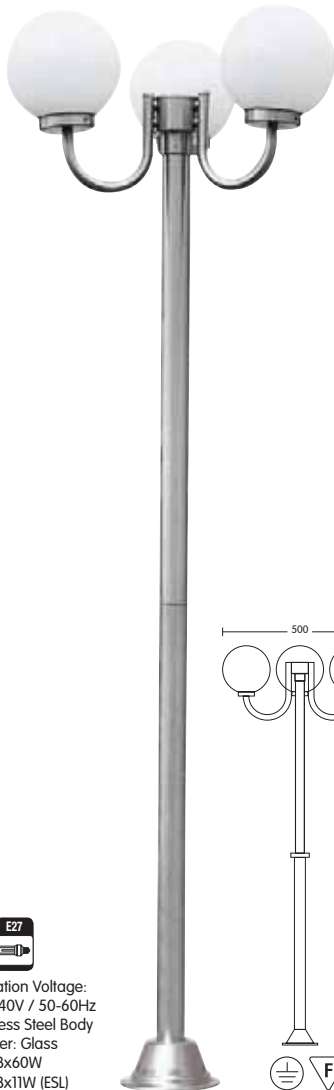


- Operation Voltage: 220-240V / 50-60Hz
- Stainless Steel Body
- Diffuser: Glass
- Max 60W
- Max 11W (ESL)



HL 258P

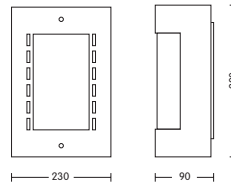
NEW



- Operation Voltage: 220-240V / 50-60Hz
- Stainless Steel Body
- Diffuser: Glass
- Max 3x60W
- Max 3x11W (ESL)



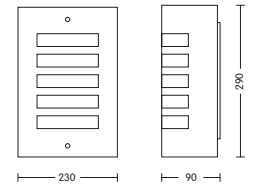
HL 260



- Operation Voltage: 220-240V / 50-60Hz
- Stainless Steel Body
- Diffuser: PC
- Max 60W



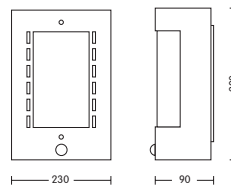
HL 262



- Operation Voltage: 220-240V / 50-60Hz
- Stainless Steel Body
- Diffuser: PC
- Max 60W



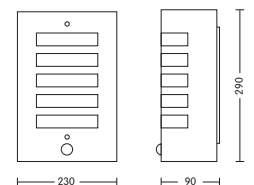
HL 261



- Operation Voltage: 220-240V / 50-60Hz
- Stainless Steel Body
- Diffuser: PC
- Max 60W



HL 263



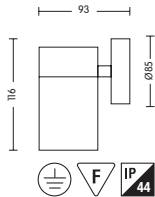
- Operation Voltage: 220-240V / 50-60Hz
- Stainless Steel Body
- Diffuser: PC
- Max 60W



HL 265



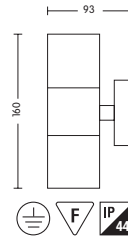
- Operation Voltage: 220-240V / 50-60Hz
- Stainless Steel Body
- Diffuser: Glass
- Max 35W



HL 266



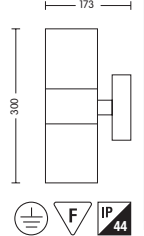
- Operation Voltage: 220-240V / 50-60Hz
- Stainless Steel Body
- Diffuser: Glass
- Max 2x35W



HL 267



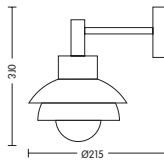
- Operation Voltage: 220-240V / 50-60Hz
- Aluminium
- Diffuser: Glass
- Max 2x11W (ESL)



HL 217



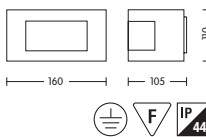
- Operation Voltage: 220-240V / 50-60Hz
- Stainless Steel Body
- Diffuser: PC & Glass
- Max 60W
- Max 11W (ESL)



HL 237



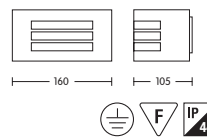
- Operation Voltage: 220-240V / 50-60Hz
- Stainless Steel Body + PC
- Max 15W (ESL)



HL 238



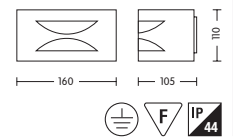
- Operation Voltage: 220-240V / 50-60Hz
- Stainless Steel Body + PC
- Max 15W (ESL)



HL 239



- Operation Voltage: 220-240V / 50-60Hz
- Stainless Steel Body + PC
- Max 15W (ESL)

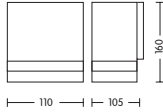


HL 246

NEW



- Operation Voltage: 220-240V / 50-60Hz
- Stainless Steel Body + PC
- Max 35W

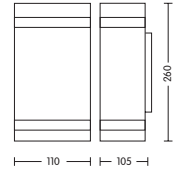


HL 247

NEW



- Operation Voltage: 220-240V / 50-60Hz
- Stainless Steel Body + PC
- Max 2x35W

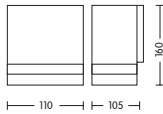


HL 248

NEW



- Operation Voltage: 220-240V / 50-60Hz
- Stainless Steel Body + PC
- Max 35W

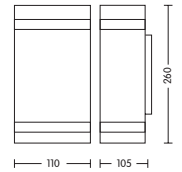


HL 249

NEW



- Operation Voltage: 220-240V / 50-60Hz
- Stainless Steel Body + PC
- Max 2x35W

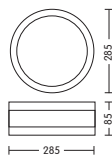


HL 218

NEW



- Operation Voltage: 220-240V / 50-60Hz
- Stainless Steel Body + PC
- Max 2x11W (ESL)

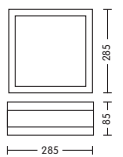


HL 219

NEW



- Operation Voltage: 220-240V / 50-60Hz
- Stainless Steel Body + PC
- Max 2x11W (ESL)



HL 270

ANTIQUE RED COPPER
BLACK
WHITE



- Operation Voltage: 220-240V / 50-60Hz
- Aluminium Body
- Diffuser: Glass
- Max 60W



HL 271

ANTIQUE RED COPPER
BLACK
WHITE



- Operation Voltage: 220-240V / 50-60Hz
- Aluminium Body
- Diffuser: Glass
- Max 60W



HL 272

ANTIQUE RED COPPER
BLACK
WHITE



- Operation Voltage: 220-240V / 50-60Hz
- Aluminium Body
- Diffuser: Glass
- Max 60W



HL 275

ANTIQUE RED COPPER
BLACK
WHITE



- Operation Voltage: 220-240V / 50-60Hz
- Aluminium Body
- Diffuser: Glass
- Max 60W



HL 276

ANTIQUE RED COPPER
BLACK
WHITE



- Operation Voltage: 220-240V / 50-60Hz
- Aluminium Body
- Diffuser: Glass
- Max 60W



HL 277

ANTIQUE RED COPPER
BLACK
WHITE



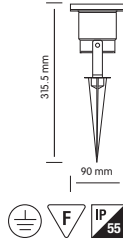
- Operation Voltage: 220-240V / 50-60Hz
- Aluminium Body
- Diffuser: Glass
- Max 60W



HL 280



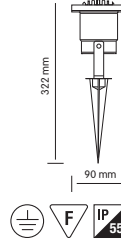
- Operation Voltage: 220-240V / 50-60Hz
- Aluminium Body
- Diffuser: Glass
- Max 50W



HL 281



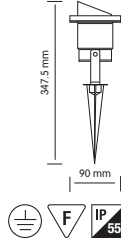
- Operation Voltage: 220-240V / 50-60Hz
- Aluminium Body
- Diffuser: Glass
- Max 50W



HL 282



- Operation Voltage: 220-240V / 50-60Hz
- Aluminium Body
- Diffuser: Glass
- Max 50W



HL 285L



- Operation Voltage: 220-240V / 50-60Hz
- Stainless Steel
- 2W



HL 286L



- Operation Voltage: 220-240V / 50-60Hz
- Stainless Steel
- 3.2W



HL 290L



- Ni-CD AA400mAh 1.2V
- 1200-15000 cdm
- 0.06W



HL 291L



- Ni-CD AA400mAh 1.2V
- 1200-15000 cdm
- 0.06W



HL 292L



- Ni-CD AA400mAh 1.2V
- 1200-15000 cdm
- 0.06W



HL 293L



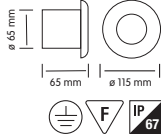
- Ni-CD AA400mAh 1.2V
- 1200-15000 cdm
- 0.06W



HL 940L



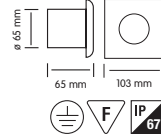
- Operation Voltage: 220-240V / 50-60Hz
- ø: 95mm h: 95mm
- 1.2W



HL 941L



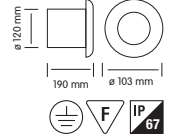
- Operation Voltage: 220-240V / 50-60Hz
- x: 95mm y: 95mm h: 95mm
- 1.2W



HL 945L



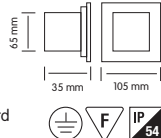
- Operation Voltage: 220-240V / 50-60Hz
- ø: 150mm h: 130mm
- 1.8W



HL 942L



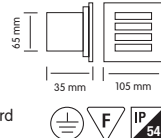
- Operation Voltage: 220-240V / 50-60Hz
- Aluminium + Stainless Steel, PCB Board
- 1.6W



HL 943L



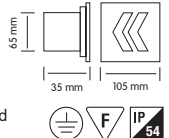
- Operation Voltage: 220-240V / 50-60Hz
- Aluminium + Stainless Steel, PCB Board
- 1.6W



HL 944L



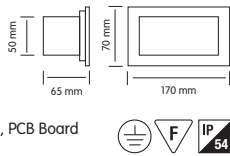
- Operation Voltage: 220-240V / 50-60Hz
- Aluminium + Stainless Steel, PCB Board
- 1.6W



HL 946L



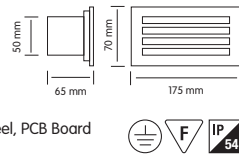
- Operation Voltage: 220-240V / 50-60Hz
- Aluminium + Stainless Steel, PCB Board
- 1.6W



HL 947L



- Operation Voltage: 220-240V / 50-60Hz
- Aluminium + Stainless Steel, PCB Board
- 1.6W



HL 948L



- Operation Voltage: 220-240V / 50-60Hz
- Aluminium + Stainless Steel, PCB Board
- 1.6W

